

LIFEGUARD EQUIPMENT


Torpedo Buoy (Rescue Tube)

Also known as a Peterson Tube. These are foam filled flexible floating supports. They are bright red with a shoulder strap and can be carried by the lifeguard. Torpedo buoys can be used for most rescues. They can support three to five casualties or be clipped around an unconscious casualty. You can carry it in your hand or keep it handy in a boat or next to the lifeguard observation post.




Knots

Ropes are used to make rescues, stow away equipment and for First Aid. You need to know which knot to use when, and how to tie it.




Bowline

This knot is used to make a loop at the end of a rope which will not slip but which can be untied easily.




Sheet bend

This knot is used to tie together two ropes of a different thickness.




Reef knot

This knot is used in First Aid as it is flat. It can be untied easily.



Anchor hitch or fisherman's bend

This knot is used to tie a rope to an anchor.



Round turn and two half hitches

This knot is used to tie a boat securely to a post or a mooring ring.